

# UNICEF Tsunami Relief Study

*The views of affected children on their lives and the tsunami relief effort*

Prepared for:  
UNICEF

December 2005



# Contents



Background	page 3
Research objectives	page 4
Detailed findings	
The effect of the tsunami and relief efforts	page 7
Children and their daily life	page 14
Hopes and Fears	page 23
Icons, role models, and influencers	page 29
Outlook and feelings about the Future	page 32
Dreams, wishes, and aspirations	page 37
Summary and conclusions	page 39

# Background

- December 26, 2004 the earthquake and tsunami that followed is one of the worst natural disasters of the past century, and had a devastating impact on children.
- UNICEF commissioned TNS to conduct a study across four tsunami-affected countries to discover what children are thinking, one year on.
- UNICEF is releasing the results of this study so that donors, supporters and the public can hear directly from the children who survived and are trying to cope.

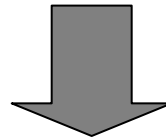


# Research objectives



**This research is conducted to:**

***...To learn from the children affected by the tsunami what life is like for them now, what they fear and what they hope for their lives in the future.***



**Results of the research will enable the world to listen to children's voices and discover their views about their lives and their futures.**

# Focus group discussions

## Respondents

- Males and females;
- 8-12 and 13-17 years old;
- Mix of children living in conventional housing and IDP camps;
- Have been directly affected by the tsunami (i.e. either lost their home or lost a family member).

## Area Coverage

- Indonesia – Banda Aceh;
- India – Chennai;
- Sri Lanka – Ampara and Colombo;
- Thailand – Phang Nga.

## Sample Size

- Two (2) focus groups were conducted in each of Indonesia, India, and Thailand (1 x children; 1 x teens);
- Four (4) groups were conducted in Sri Lanka (2 x children; 2 x teens).

## Fieldwork Period

- Indonesia – October 28, 2005;
- India – October 29-30, 2005;
- Sri Lanka – October 31 and November 2, 2005;
- Thailand – October 30, 2005.

# Quantitative survey

## Respondents

- Males and females (50:50 split);
- 8-12 and 13-17 years old (50:50 split);
- Mix of children living in IDP camps and conventional housing (60:40 in Indonesia and Sri Lanka; 70:30 in India; 30:70 in Thailand);
- Have been directly affected by the tsunami (i.e. either lost their home or lost a family member).

## Area Coverage

- Indonesia – Banda Aceh and Aceh Besar;
- India – Chennai, Cuddalore, Kanchipuram, Kanyakumari, Nagapattnam, Thanjavur, Tiruvalluvar, Tuticorin, Andaman, Nicobar;
- Sri Lanka – Colombo, Galle, and Hambantota; Ampara, Batticaloa, Trincomalee;
- Thailand – Phang Nga and Phuket.

## Sample Size

- n=400 interviews per country (n=433 in India).

## Fieldwork Period

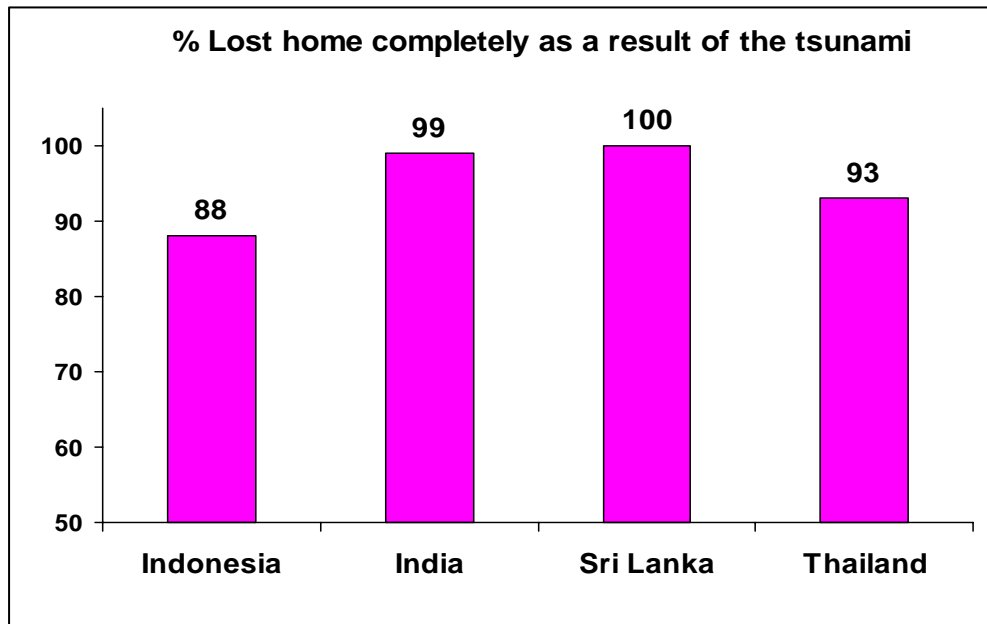
- Indonesia – November 22-December 1, 2005;
- India – November 20-29, 2005;
- Sri Lanka – November 21-28, 2005;
- Thailand – November 15-26, 2005.

## Detailed Findings:

Effects of the  
tsunami and the  
relief efforts



# Profile of respondents' current residential situation

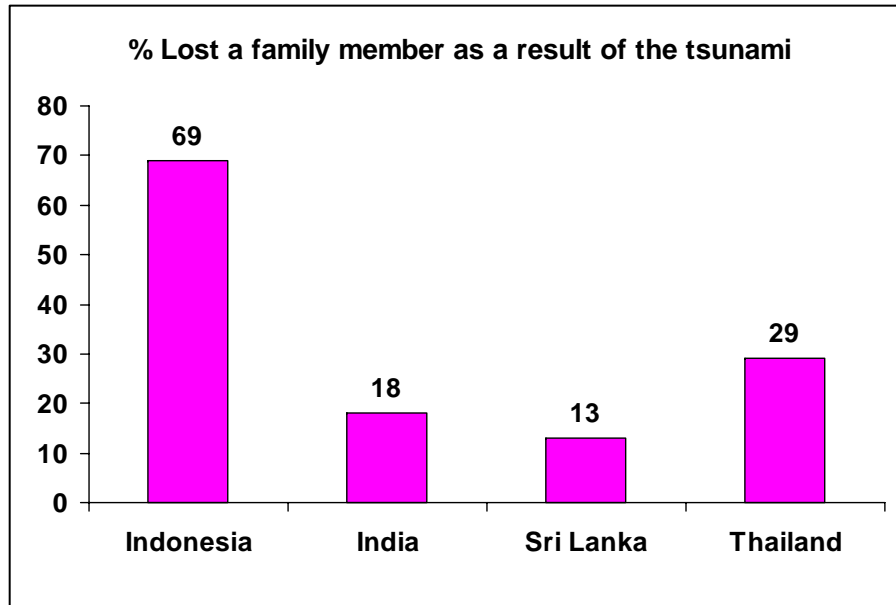


Base: All respondents. n=400 per country (India n=433)

- As per the survey design, all respondents have been directly affected by the tsunami.
- At least 8 out of 10 survey respondents lost their homes completely when the tsunami hit last year.
- 512 children of the 1,233 children surveyed live in IDP camps.
- Among the 712 children surveyed who are living outside of IDP camps, many are now living in their own homes or the homes of relatives.

	Indonesia	India	Sri Lanka	Thailand
Base: all not living in camps	159	122	160	280
	%	%	%	%
Own home	43	43	68	99
Relative's home	42	29	21	1
Friend's home	1	7	1	0
Neighbor's home	4	7	1	0
Others	11	14	9	0

# Profile of respondents' family situation

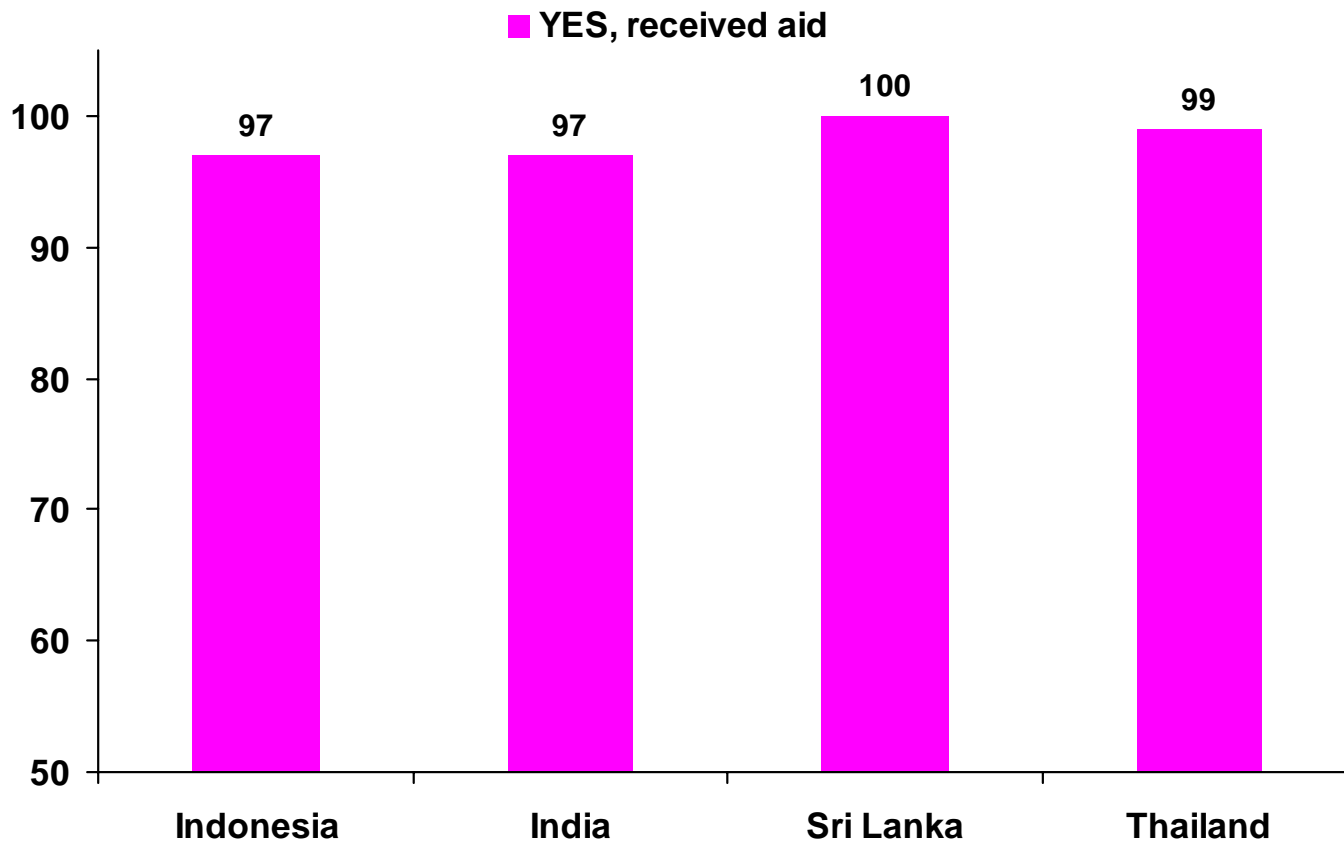


- 69% of children surveyed in Indonesia said they lost a family member.

Base: All respondents. n=400 per country (India n=433)

	Indonesia	India	Sri Lanka	Thailand
Base: lost a member of the family	277	79	37	117
	%	%	%	%
PARENT(s)	40	32	37	31
<i>Father</i>	31	16	8	11
<i>Mother</i>	34	20	31	24
Brother(s)	34	20	23	14
Sister(s)	39	24	19	15
Others	35	43	46	59

# Recipients of aid



Base: All respondents. n=400 per country (India n=433)

- Emergency and humanitarian aid was received by virtually all of the tsunami-affected children questioned in all four countries.

# Type of assistance received (spontaneous mentions)

	Indonesia	India	Sri Lanka	Thailand
Base: all who received assistance	389	420	400	396
	%	%	%	%
Clothing	67	82	91	62
Food/water	80	73	78	53
Educational scholarship	46	53	81	67
Housing/shelter	24 ↓	48	53	52
Household items	20	65	40	31
Monetary assistance	18	35	23	29 ↓
Medicine	33	25	36	1
Jobs	2	2	5	3
Counseling	6	13	42	1
Skills training/livelihood seminars	2	3	3	1
Average no. of mentions	3.1	4.1	4.6	3.0

- On average, in Sri Lanka, more types of aid were received compared to the other countries.
- Clothing, food and water are the types of aid received most frequently.
- Around half the children in India, Sri Lanka and Thailand have received aid in the form of housing or shelter; however in Indonesia only one quarter report having received housing assistance.
- In all countries, educational assistance features prominently, ranging from 81% of the children having received such aid in Sri Lanka to a little less than half in Indonesia.

# Is more assistance required?



## YES, more help is needed

Base: All respondents	400 per country*
	%
Indonesia	100
India	96
Sri Lanka	100
Thailand	94

- There is still need for additional assistance. Practically all the children say more help is required.

## What type of help is needed?

	Indonesia	India	Sri Lanka	Thailand
Base: All who say more help is needed	399	415	399	376
	%	%	%	%
Educational support	76	66	88	81
Money	61	48	45	36
Housing/shelter	42	55	67	14
Clothing	50	47	55	13
Jobs (for family, self, community)	26	26	45	13
Toys	14	6	18	7
Food/ water	27	28	21	5
Medicines	13	11	15	2
<b>Average # of mentions</b>	<b>3.30</b>	<b>3.05</b>	<b>3.95</b>	<b>1.73</b>




\*India, n=433

# Request for more assistance

## *What other help do you need?*

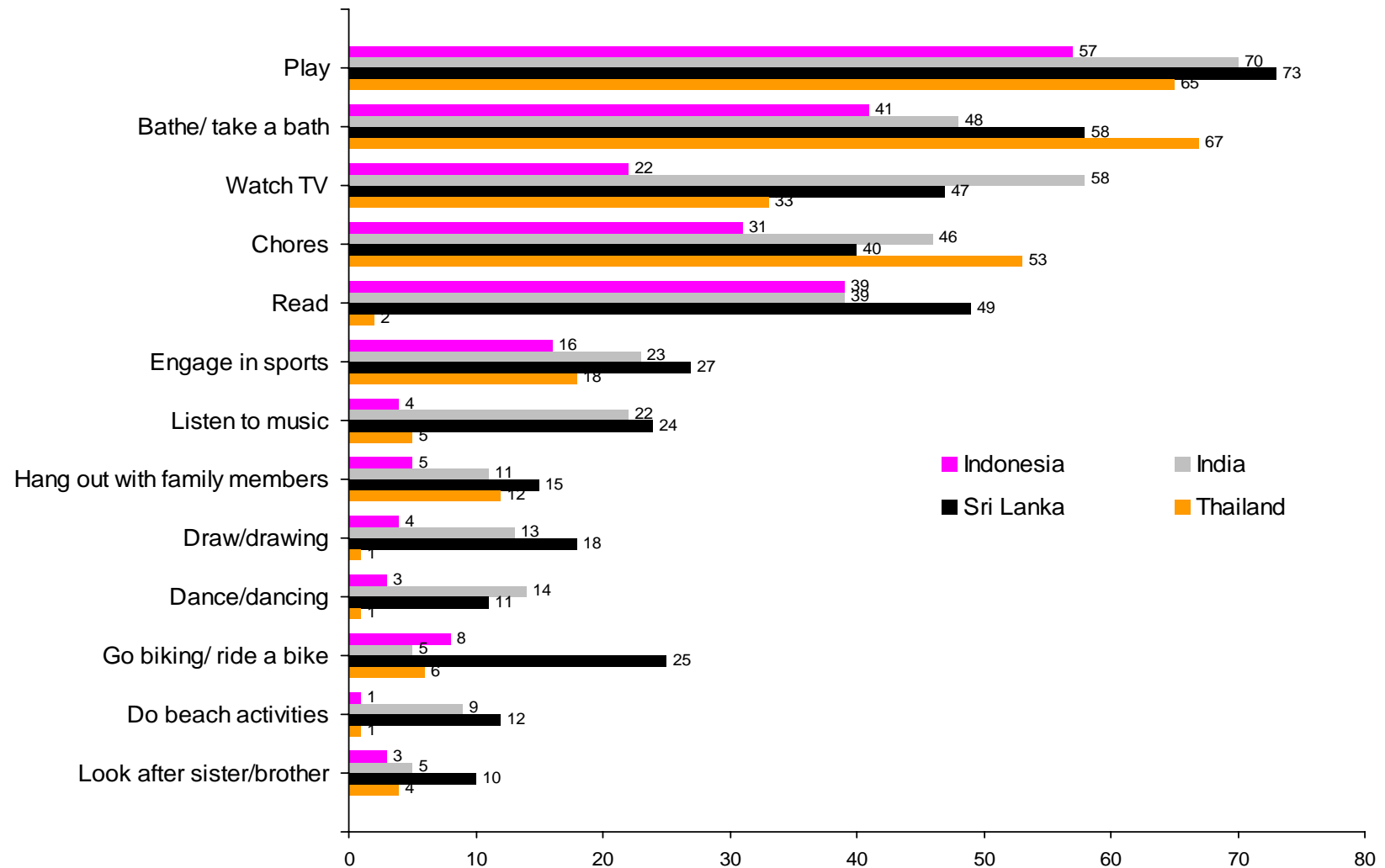
- “May they give us more money and support.” – Indonesia
- “We want to work hard, study hard...but sometimes we worry about whether we will be able to study further.” – India
- “We just want the tourists back.” – Thailand
- “I want my father to have tools and equipment to go back to work.” – Sri Lanka
- “We should get some good jobs so that we can earn and get back whatever we lost.” – India



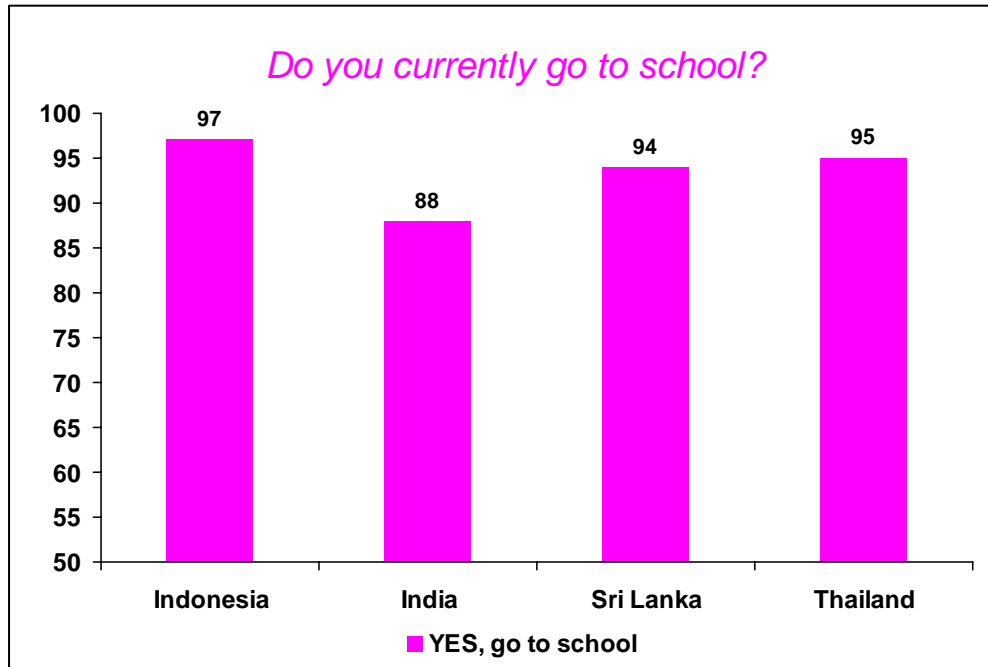
# Children and their daily life



# Typical daily activities among respondents



# Attendance at school



- Encouragingly, the vast majority of children report being back in school after the tsunami.
- Those interviewed who are not in school either have to work to help the family or have no money to attend school.

Base: All respondents. n=400 per country (India n=433)

## Why are you not attending school ?

	Indonesia	India	Sri Lanka	Thailand
Base: those who don't go to school	13*	52	26*	20*
	%	%	%	%
No money for education	77	27	15	35
Have to work to help family	15	33	23	45
Don't want to go to school	15	35	31	25
Family does not want child to go to school	0	13	4	0
School was destroyed	15	2	0	0

# Pre-tsunami activities children surveyed say they can no longer enjoy

	Indonesia	India	Sri Lanka	Thailand
<b>Base: All respondents</b>	<b>400</b>	<b>433</b>	<b>400</b>	<b>400</b>
	%	%	%	%
<b>Spend (more) time with people</b>	<b>41</b>	<b>58</b>	<b>43</b>	<b>28</b>
with friends	13	42	21	10
with family	31	34	24	17
<b>Beach-related activities (swim unafraid, swim more, play on beach)</b>	<b>40</b>	<b>39</b>	<b>52</b>	<b>33</b>
<b>Freely request money from parents</b>	<b>21</b>	12	10	1
<b>Spend more time outdoors</b>	<b>18</b>	19	<b>38</b>	9
<b>Do things in own home</b>	<b>13</b>	7	12	11
<b>Play with toys used to have</b>	<b>27</b>	15	9	8
<b>Go to school</b>	<b>3</b>	<b>15</b>	9	8
<b>Eat regularly/have enough food</b>	<b>19</b>	8	7	3
<b>Celebrate festivals like used to</b>	<b>6</b>	11	<b>34</b>	2
<b>Easily ride public transport</b>	<b>5</b>	6	<b>16</b>	0
<b>Wear enough clothes</b>	<b>11</b>	10	7	0
<b>None; can do everything we used to</b>	<b>2</b>	4	11	<b>30</b>

- Almost all the children’s daily lives have been affected by the tsunami.
- In all countries, the trauma of the tsunami still manifests itself in a fear of beach-related activities for between one third and one half of the affected children. Many miss not being able to spend as much time with other people.
- Other changes in their lives include not being able to ask for money freely from their parents, playing with toys they used to have, and eating as regularly as they used to. Indonesia is most affected in this regard.

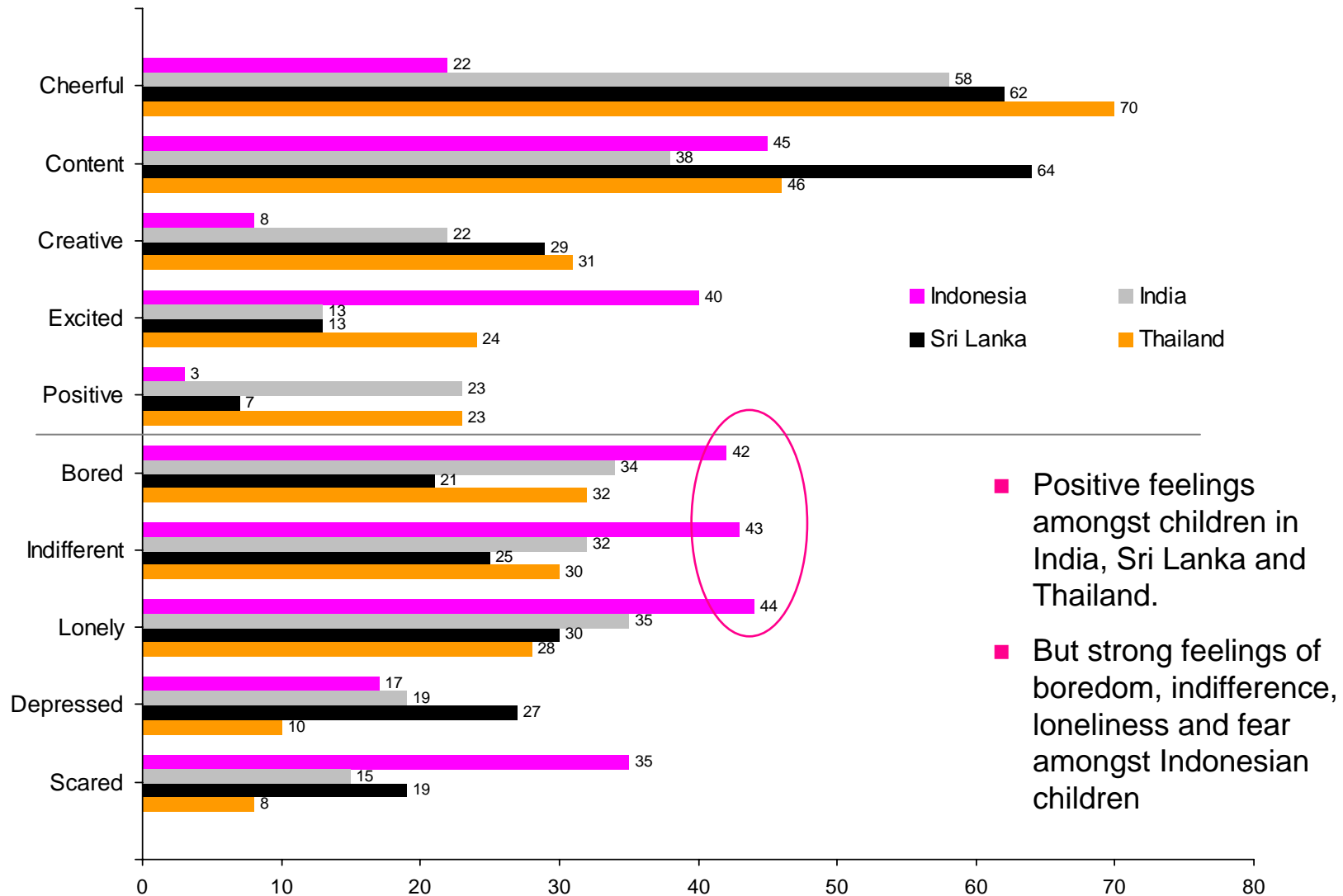
# Children interviewed spend free time with family and friends

	Indonesia	India	Sri Lanka	Thailand
Base: All respondents	400	433	400	400
	%	%	%	%
Friends/neighbors/classmates	77	82	52	91
PARENTS	39	58	58	13
<i>Father</i>	26	42	35	11
<i>Mother</i>	32	52	56	12
Brother/sister	22	36	51	27
Other relatives	10	10	11	9
Boyfriend/girlfriend	0	11	4	*
Church/temple friends	17	6	2	1

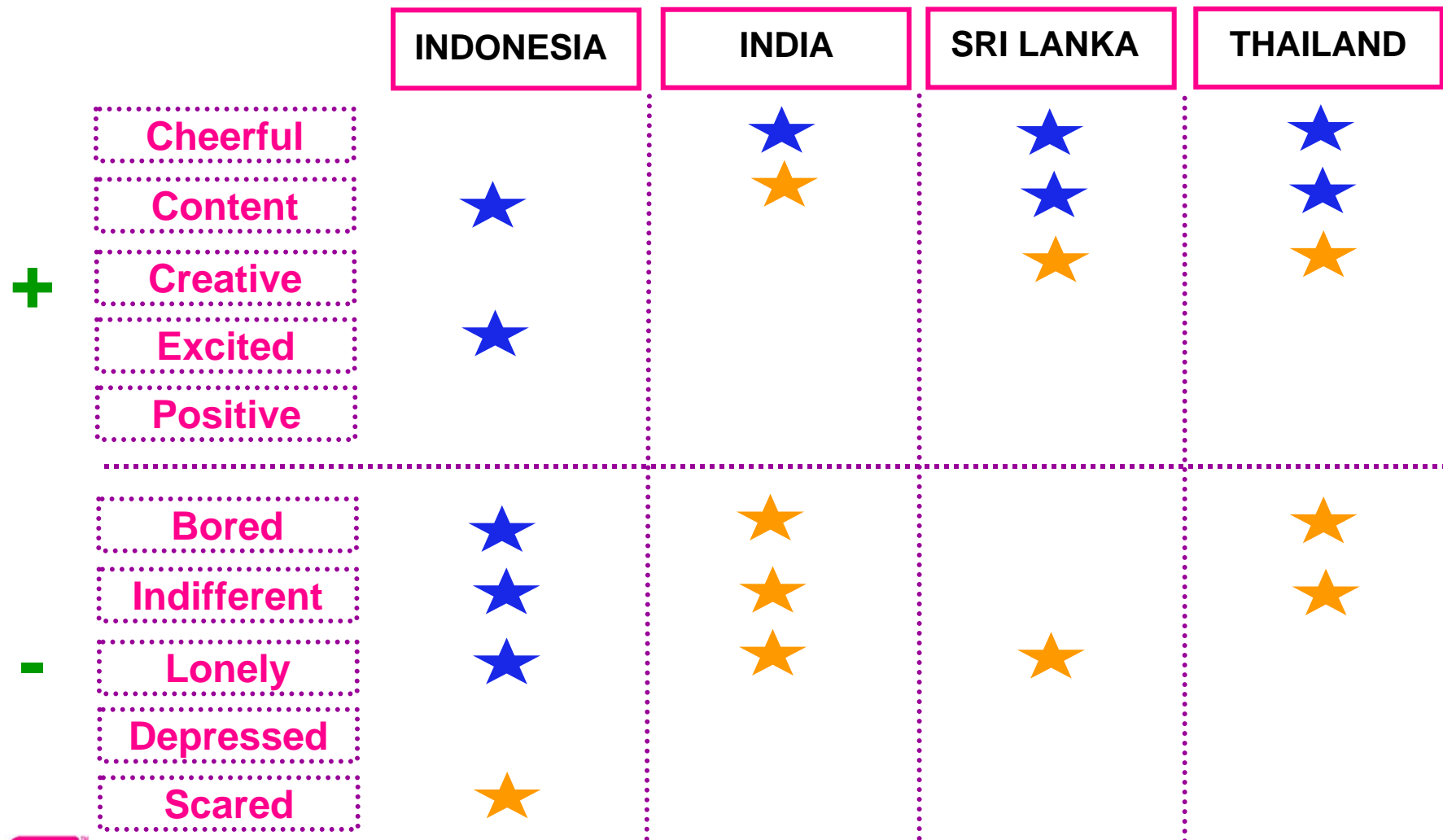
\* Less than 1%

- Children mainly spend their free time with friends, neighbors and classmates.

# Feelings during free time



# Feelings during free time (cont.)

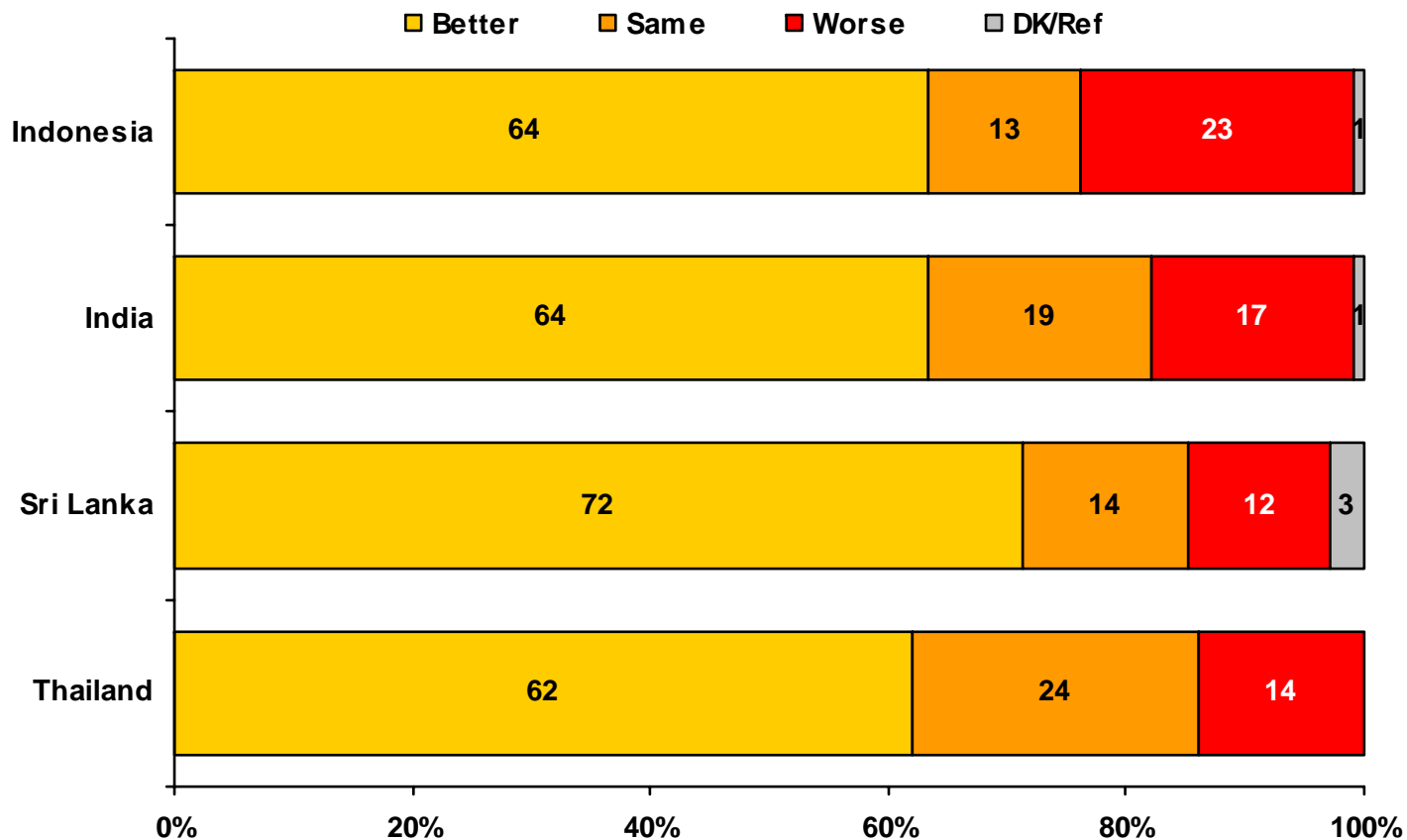


Base: All respondents. n=400 per country (India n=433)

# Life immediately after the tsunami compared to life now

- Almost one year after the tsunami of December 2004, over two-thirds of the affected children feel things have improved and that they are better off at present compared to the immediate aftermath of the tsunami.
- This feeling is highest in Sri Lanka (72% vs 62-64% for other countries).
- The situation in Indonesia is most challenging, with one quarter saying that their lives are worse now compared to 1-5 days after the disaster.

# Life immediately after the tsunami compared to life now (cont.)



Base: All respondents. n=400 per country (India n=433)

- Around two thirds of the children interviewed in all countries report that their life has improved since the period immediately after the tsunami.
- In Indonesia, 23% of children surveyed say that the quality of their life has continued to deteriorate over the last 12 months.



# Hopes and Fears



# Hopes and Fears



## What are the problems, worries, and concerns faced by people of your age?

	Indonesia	India	Sri Lanka	Thailand
Base: All respondents	400	433	400	400
	%	%	%	%
Fear of earthquakes or tsunami	54	64	62	39
Loss of family member/fear of death	40	25	10	76
Feel alone	36	9	22	16
Lack of housing	19	22	15	23
Feel helpless	9	16	41	1
Lack of clothing	18	27	13	2
Lack of money	17	19	4	19
Hunger	24	17	9	9
Loss of possessions	*	22	26	4
Academic/school issues	6	16	20	10
Depression/feel depressed	7	12	25	6
Don't get enough aid	12	14	21	4
Being teased by others	5	6	21	1
Feel unloved	3	9	8	4
Domestic/family concerns	1	3	7	11
Health fears	5	5	4	2
Feel ugly	5	2	3	0
Feel useless	3	1	7	*
Don't know	0	1	*	4
<b>Average no. of mentions</b>	<b>2.9</b>	<b>3.1</b>	<b>3.5</b>	<b>2.4</b>


\* Less than 1%



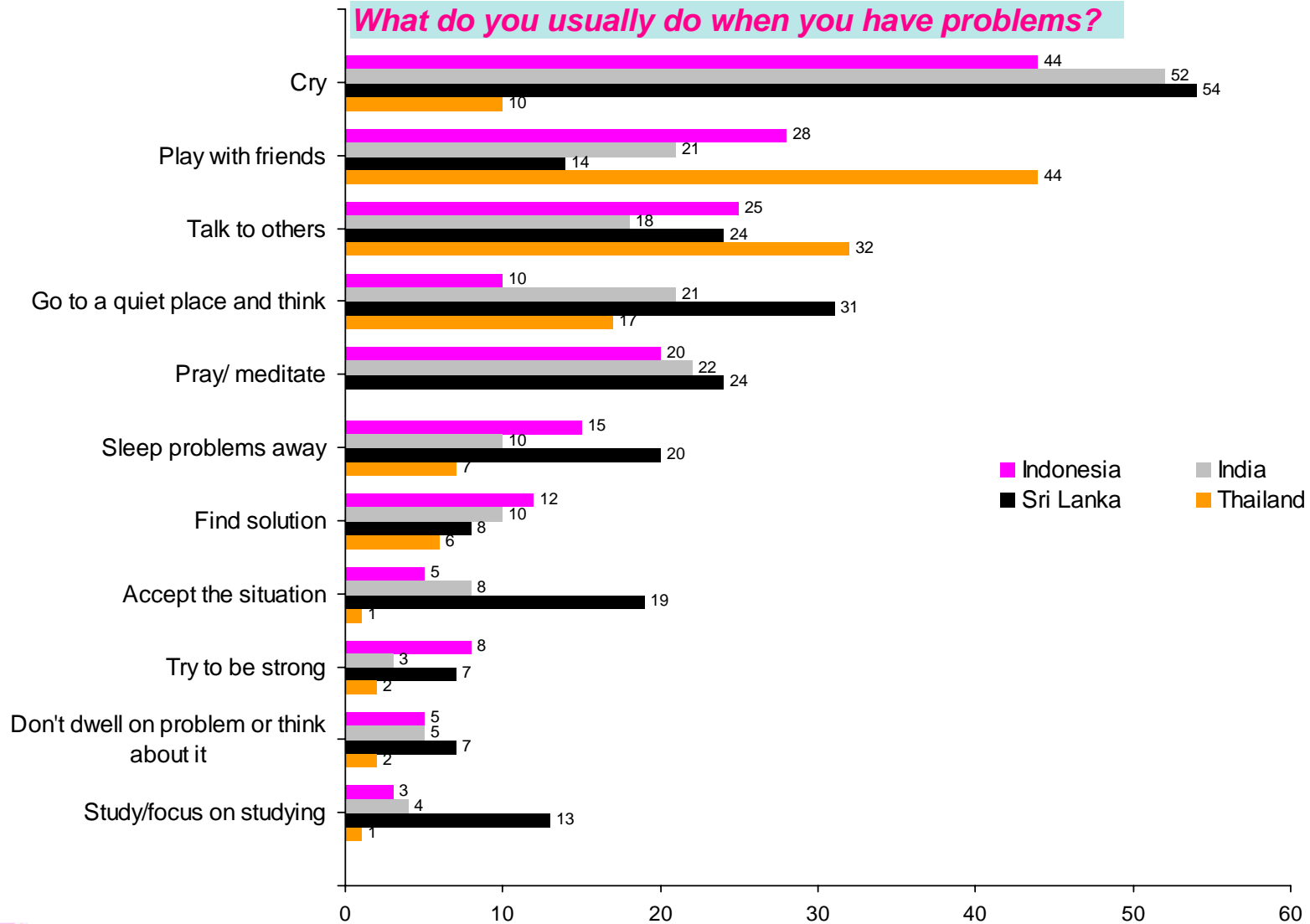
## Hopes and Fears (cont.)

*What are the problems, worries, and concerns faced by people of your age?*

- “Don’t have money for daily needs.” – Indonesia
- “There is no food and shelter or people to support them.” – India
- “Losing someone in the family.” – Sri Lanka
- “Someone hits them.” –Sri Lanka
- “Now I have fear all the time like when I hear the wind blowing hard.” – Indonesia
- “They don’t have anyone to play with or talk to.” – India
- “Sad because of poor grade after school exam.” – Thailand



# Coping techniques



# Coping techniques

## Who do you talk to or share your problems with?

	Indonesia	India	Sri Lanka	Thailand
Base: All respondents	400	433	400	400
	%	%	%	%
<b>PARENTS</b>	71	89	79	70
<i>Father</i>	32	66	52	55
<i>Mother</i>	57	82	74	63
Friends/neighbors/classmates	36	54	41	32
Brother/sister	15	26	24	9
Other relatives	12	18	17	7
Teachers/professors	5	3	31	5
Boyfriend/girlfriend	0	10	2	1
No one in particular	1	1	1	2

- Parents are the main persons children talk to and share their problems with.
- Friends/ neighbors/ classmates are next in importance.


## Who do you NOT talk to or share your problems with?

	Indonesia	India	Sri Lanka	Thailand
Base: All respondents	400	433	400	400
	%	%	%	%
Strangers	23	43	31	25
Friends/neighbors/classmates	25	35	22	18
Teachers/professors	17	33	11	3
<b>PARENTS</b>	16	11	22	6
<i>Father</i>	12	9	20	4
<i>Mother</i>	6	4	13	5
Brother/sister	8	18	11	3
Other relatives	11	38	21	15
Religious people	5	22	3	1
No one in particular	10	14	18	29

- But up to one third of children are also reluctant to share their problems with friends.
- And they are even less likely to share their problems with relative strangers.

# Coping techniques

*What do you usually do when you have problems?*



- “If I am sad, even I would probably sit with my head in my hands...I would try to tell someone about my problems I suppose.” – India
- “I think there’s nothing I can do to solve the problem...the problem is sometimes too big for me to handle.” – Thailand
- “We have to remember God; everyone has the same feeling so we have to be patient.” – Indonesia
- “I will go and tell my mother.” – Sri Lanka
- “When we share problems with friends, they give us advice or say nice words that will make us feel better.” – Indonesia

# Icons, role models and influencers



# Icons, role models, and influencers

## ■ Icons and role models

- Parents are still the ones most admired by the children, followed by teachers, professors and academics.
- Entertainment and sports personalities likewise command respect and admiration from the respondents, particularly in India.
- Religious figures inspire respondents to a certain degree in Indonesia, India, and Sri Lanka.

## ■ Information sources

- The power of mass media is very evident among children in tsunami-stricken areas. Respondents say they get most information from TV, radio, and print.
- Word of mouth, particularly via friends and family members, is a major information channel in Indonesia, India and Sri Lanka.

## Slide 30

---

s3

Maybe we delete this slide because others like it have been deleted.  
slagana, 12/19/2005

# Icons and role models

## Who are the people you admire, look up to, or want to be like?

	Indonesia	India	Sri Lanka	Thailand
Base: All respondents	400	433	400	400
	%	%	%	%
<b>PARENTS</b>	65	56	81	88
<i>Father</i>	40	48	57	76
<i>Mother</i>	46	50	65	78
Teachers/professors	25	36	36	24
Brother/sister	8	15	14	10
Other relatives	4	12	1	17
Entertainment personalities	10	15	7	1
Sports personalities	8	12	8	1
Religious figures	11	9	9	*
Politicians/government officials	4	23	3	29

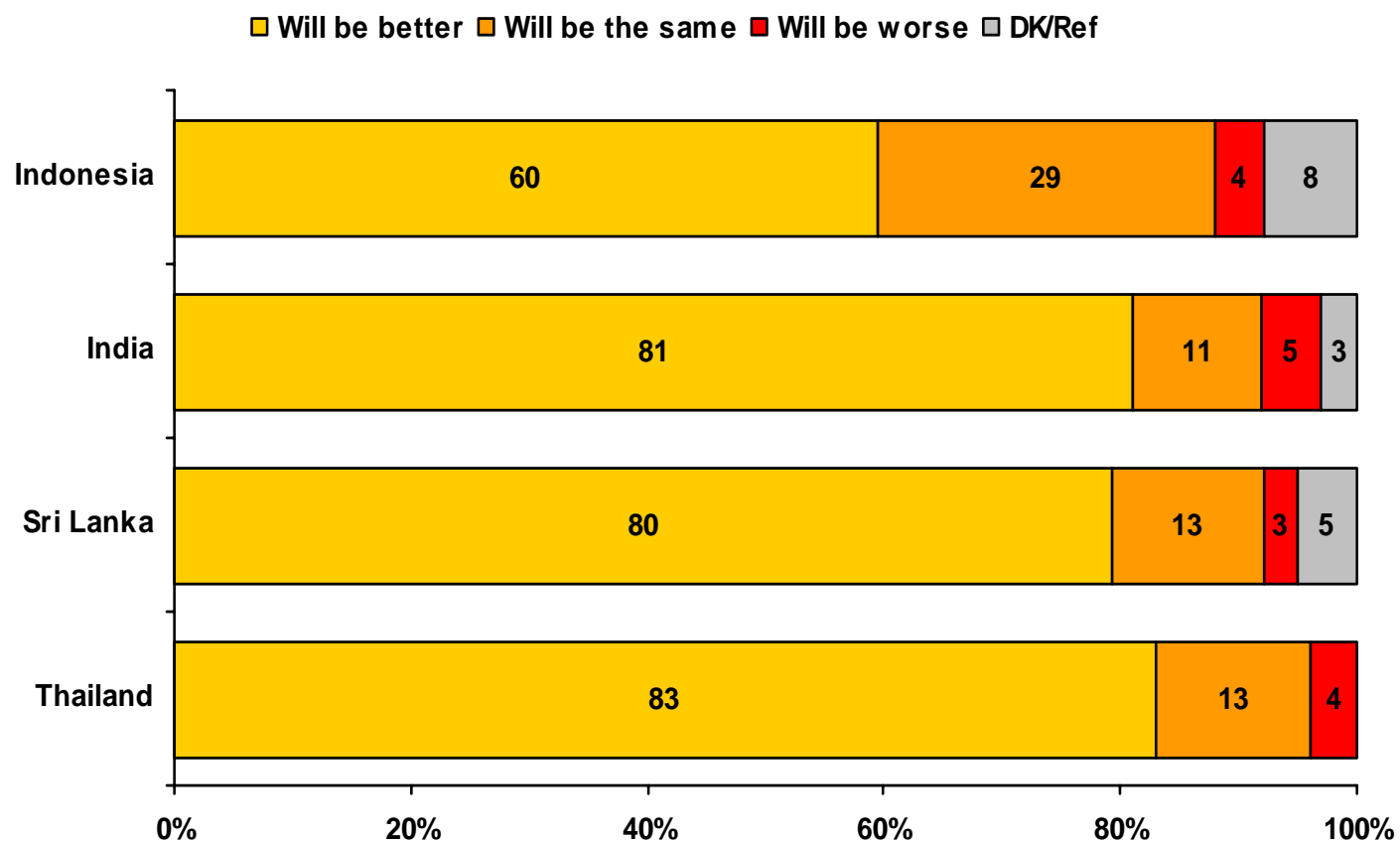
\* Less than 1%

- In all countries, parents are the ones that the children look up to most. Teachers are next in importance.

# Outlook and feelings about the future

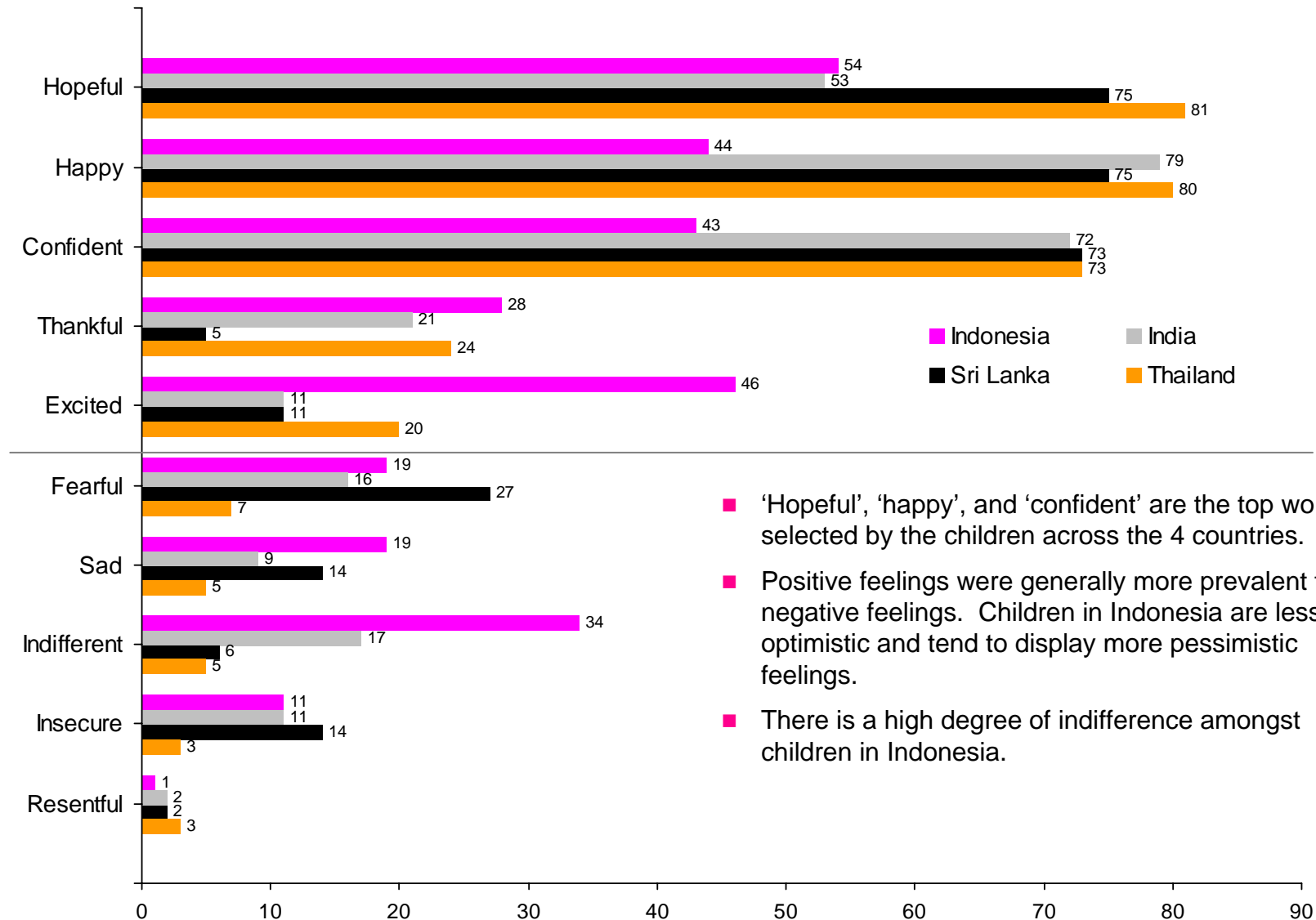
- Despite going through much suffering and trauma, the majority of children across all countries feel that the worst is over and that the future will be better.
  - Around four-fifths of children in India, Sri Lanka and Thailand are optimistic about what the next two years holds for them.
  - In Indonesia, 6 out of 10 children polled say that their lives will be better.
  
- When describing how they feel about the future, 'hopeful', 'happy', and 'confident' are the most prevalent feelings across the four countries – although again less so in Indonesia.

# Outlook and feelings about the future (cont.)



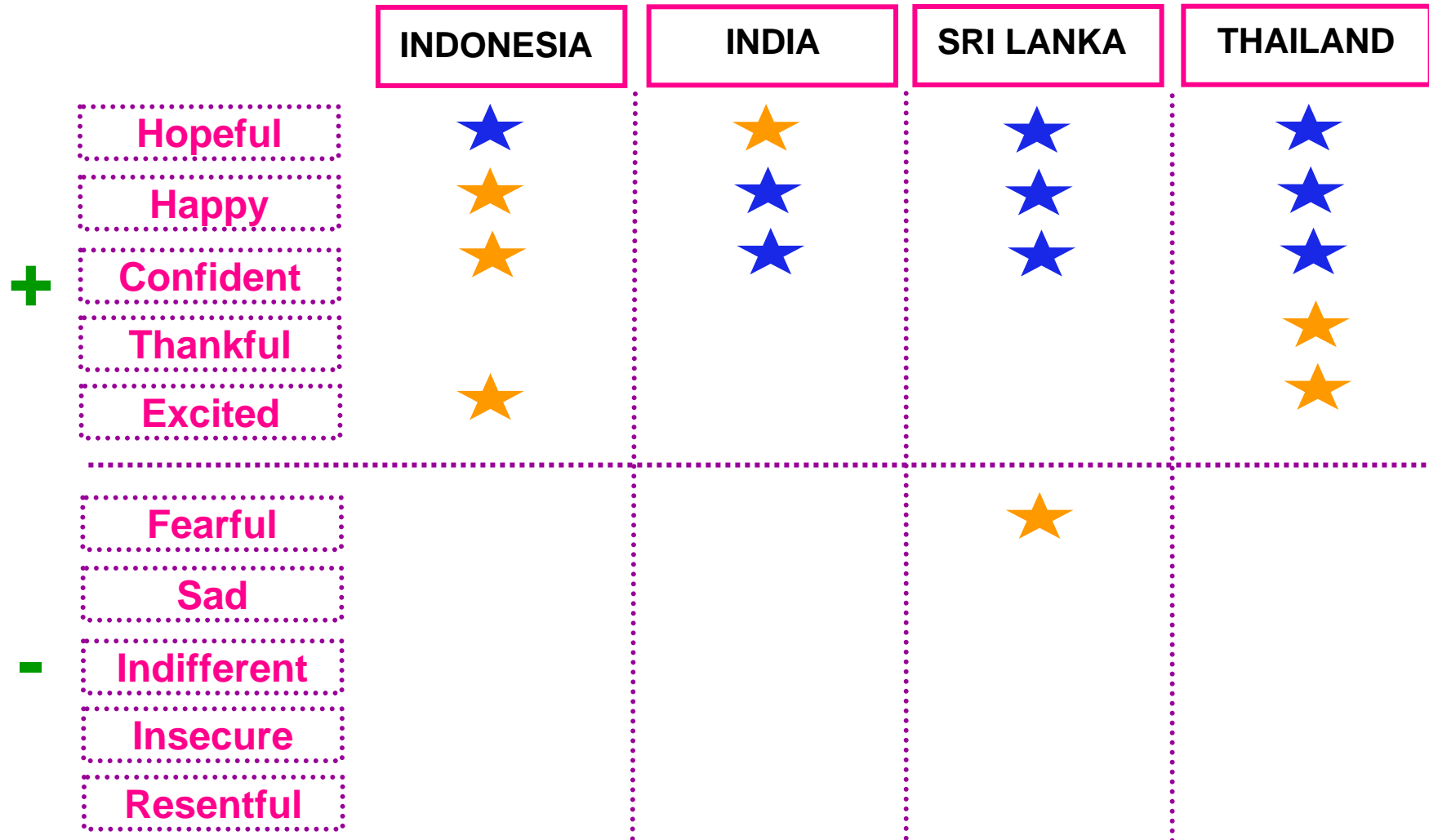
- In general, the tsunami affected children are positive in their outlook for the future. Over 80% in all countries except Indonesia feel that their lives will be better two years from now.
- In Indonesia, 60% share this optimism. One-third feel that there will be no change.

# Feelings about the future

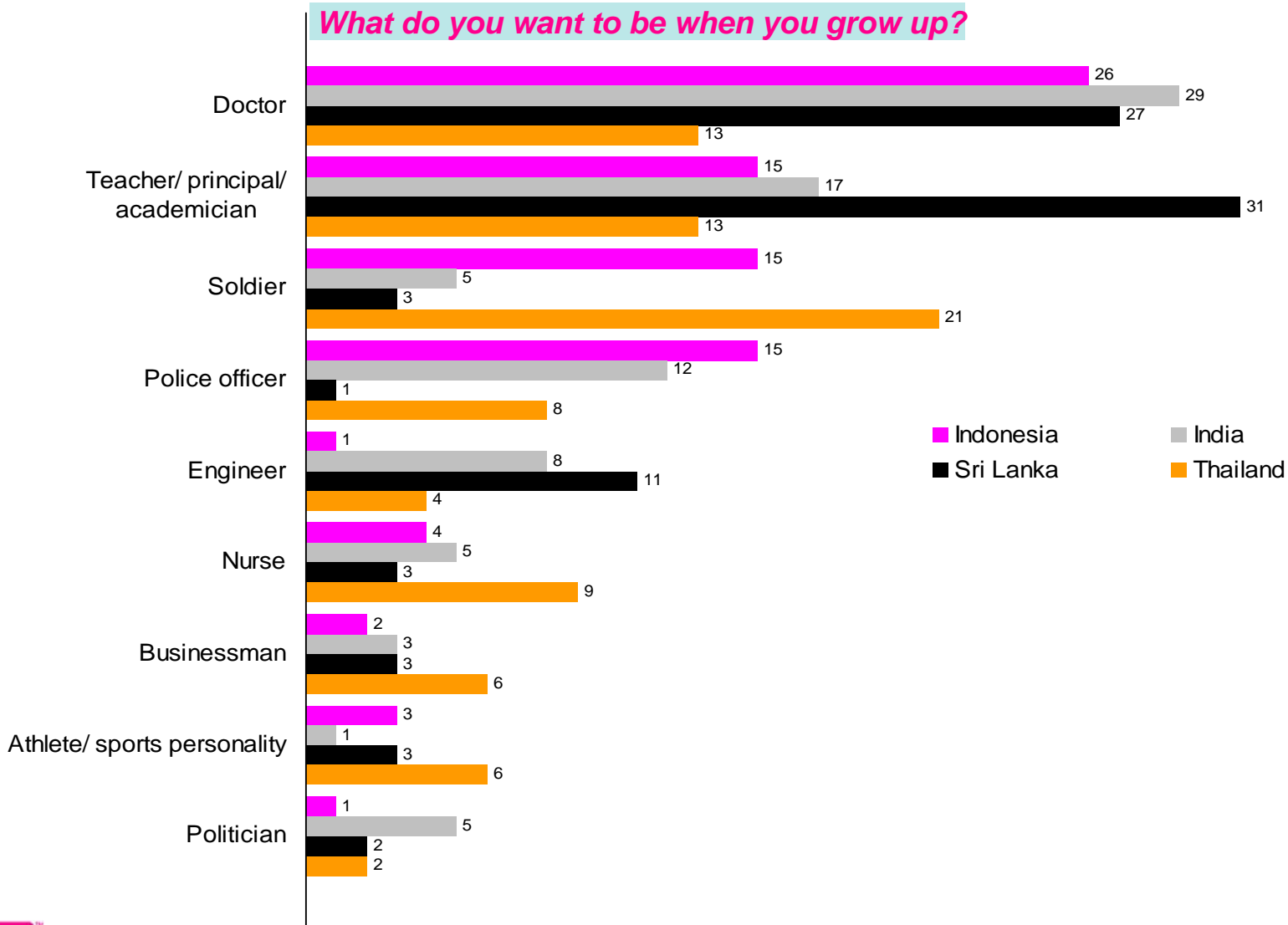


- 'Hopeful', 'happy', and 'confident' are the top words selected by the children across the 4 countries.
- Positive feelings were generally more prevalent than negative feelings. Children in Indonesia are less optimistic and tend to display more pessimistic feelings.
- There is a high degree of indifference amongst children in Indonesia.

# Feelings about the future



# Ambitions for adulthood



Base: All respondents. n=400 per country (India n=433)

# Dreams, wishes, and aspirations



## What other things would you want to have?

	Indonesia	India	Sri Lanka	Thailand
Base: All respondents	400	433	400	400
	%	%	%	%
<b>MATERIAL</b>	<b>97</b>	<b>96</b>	<b>95</b>	<b>83</b>
House	43	60	59	12
Bicycle	35	25	40	16
Motorcycle	24	11	3	11
Bags	24	12	24	3
Money	22	38	31	21
Books	21	30	51	4
Shoes	21	8	30	1
Stationary	20	8	9	5
Mobile phone	18	13	11	3
Clothes	17	16	34	7
Home furniture and appliances	14	16	13	4
Toys	13	5	20	8
Computer	9	16	22	36
Car	7	27	2	9
Food	3	10	13	1
<b>INTANGIBLE</b>	<b>44</b>	<b>52</b>	<b>51</b>	<b>61</b>
Education	35	11	27	53
Happiness	4	26	26	4
Job (for family or self)	7	12	17	8
Good health	3	18	16	1
Good grades	2	7	26	0
Peace	3	6	7	0
Life before tsunami	2	3	23	1
Average no. of mentions	3.52	3.96	5.20	2.10

## Dreams, wishes, and aspirations (cont.)

*What things would you want to have? What are your wishes?*

- “My dad to have his job again.” – Sri Lanka
- “We need the text books so that we can study at home, and we also need other books, any kind of books just to read at home.” – Indonesia
- To go back to school. I know this can’t happen so to send my younger siblings to school is my dream.” – Sri Lanka
- “To have a cellphone.” – India
- “New clothes for Eid celebration.” – Indonesia
- “English and Chinese are really important if I want to work in the resort here.” – Thailand
- “My parents should be healthy.” – India

# Summary and conclusions


# Summary and conclusions



Thailand

- Thailand, among the four countries included in the study, has the lowest percentage of people living in camps, and among respondents living outside of camps, almost everyone is already living in their own home.
- Thailand has the highest proportion of children saying they are able to do the things they used to do pre-tsunami, and the most optimistic outlook and feelings about the future.
- Children in Phuket and Phang Nga are still in the process of continuing to pick up the pieces of their lives. While they are happy, hopeful, and confident, they still live in fear of their loved ones being taken from them, and their parents not having steady income to see them through their education and help keep food on the table.

# Summary and conclusions



Sri Lanka

- Children interviewed in Sri Lanka gave the most number of answers to questions indicating that they are open to sharing their thoughts and feelings and/or have opinions about issues.
- All the children in Sri Lanka feel that more help is needed, particularly in the form of educational scholarships, money, shelter, clothing, and jobs for their families and the community.
- In general, Sri Lanka appears to be on the road to recovery with the majority of families living outside of camps already having houses of their own and children being positive about, and looking forward to, the future.

# Summary and conclusions



India

- Tsunami-affected children in India give relatively more varied responses to questions, suggesting an openness to expressing themselves and voicing their sentiments.
- The tsunami has left a residual fear of a recurrence of earthquakes (perhaps fortified by further earthquakes in Pakistan) with a significant number of children reporting that their lives have not improved since the tsunami
- The majority are still able to describe themselves as happy and confident and are able to remain hopeful that the future holds promise for themselves and their families.
- India is the only country that reports receiving more tsunami relief from local sources than international/foreign sources.

# Summary and conclusions



Indonesia

- Among the four countries, Indonesia was the hardest hit by the tsunami and appears to be recovering more slowly.
  - Even among those already staying outside of IDP camps, the majority have no home of their own and rely on the goodwill of others.
- This may explain why children from Indonesia report receiving less aid in the form of housing or shelter than other countries.
  - The children surveyed in Indonesia expressed a degree of pessimism in the shape of boredom, indifference, loneliness and sadness.
  - They have the least optimistic view of the future and the highest proportion of children who feel their lives are worse now than immediately after the tsunami.
  - Although it is almost one year since the tsunami of December 2004, children in Aceh still need an enormous amount of assistance, both material (housing, food, clothing) and less tangible (education), and also to give them a sense of well-being and optimism for the future.



the sixth sense of business