




MAKE ONE. SEND FIFTY. SAVE A GENERATION

YOU'LL NEED...



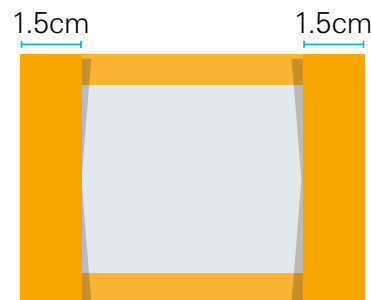
Two squares of fabric 25cm x 25cm
Two pieces of 20cm elastic
Scissors
Needle & thread
Sewing machine (optional)

STEP 1 Cut out two 25cm x 25cm squares of cotton fabric. Stack the 2 squares on top of each other.

STEP 2 Fold over one side by 0.75cm and hem, then repeat on the opposite side. Make 2 channels by folding the double layer of fabric over 1.5cm along each side and stitching this down.



**FOLD OVER THE TOP
AND BOTTOM AND HEM**



**FOLD OVER THE SIDE
AND HEM**

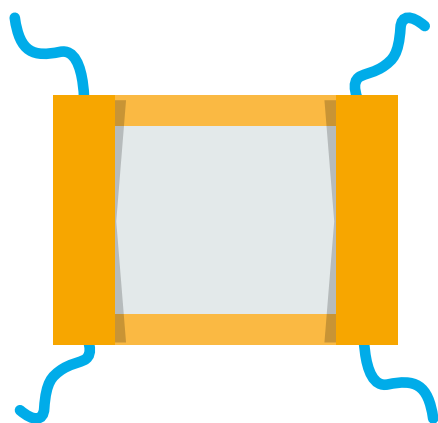
FOR EVERY CHILD
IN DANGER

unicef
UNITED KINGDOM

STEP 3 Run a 20cm length of elastic (or string or cloth strip) through the wider hem on each side of the face covering. These will be the ear loops. Use a large needle to thread it through. Tie the ends tightly.

STEP 4 Gently pull on the elastic so that the knots are tucked inside the hem. Gather the sides of the covering on the elastic and adjust so the covering fits your face. Then securely stitch the elastic in place to keep it from slipping. These elastic loops fit over the ears.

If you only have string, you can make the ties longer and tie the covering behind your head.



**THREADING THE EAR
LOOPS, SEWING IN PLACE**



**COMPLETED
FACE MASK**

IMPORTANT:

Face coverings **should not** be used by children under the age of 2 or those who may find it difficult to manage them correctly. For example, primary age children unassisted, or those with respiratory conditions.

This information is a guide to making a simple face covering. We do not endorse any particular method and other instructions are widely available online. Always take care to use equipment safely to avoid injury. Children should only follow these instructions under the supervision of adults.

WHAT'S NEXT?

GIVE

Give the mask to your friend, making sure they've texted **MASK** to **70095** and given **£5** to Unicef. That £5 could help send 50 masks to help save children's lives.

WEAR

Get your friend to share photos of them wearing their new mask – they can use the hashtag **#GenerationCovid** so everyone can see your sewing skills.

REPEAT

Make another mask and you could help Unicef send another 50. Together we can save a generation of children – thank you.



Text MASK to 70095 to give £5

You will be charged £5, plus one message at your standard network rate. Unicef will receive 100%. If you wish to discuss this mobile payment call 02032827863. Registered charity number 1072612.

You can view our privacy policy here: <https://www.unicef.org.uk/legal/cookies-and-privacy-policy>

Donations made to this appeal will go towards funding Unicef's work to support children affected by coronavirus. A £5 donation could provide a box of 50 surgical masks to help stop the spread of coronavirus. In the unlikely event that the funds raised exceed Unicef's funding requirements for this appeal, your one off gift will go to our Children's Emergency Fund.